


Model RJ-13

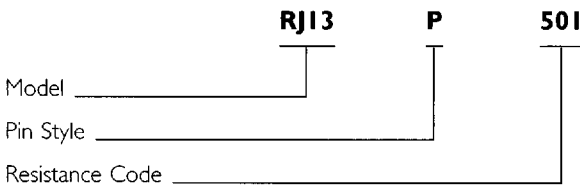
Single Turn Trimming Potentiometer 13mm Round, Cermet



Features

- Sealed to Allow for Automatic Processing
- Precious Metal Contact

Part Number



Marking

Units Marked With Model Number, Resistance Code, and Date Code

Packaging

Bulk Pack

Standard Resistance Values and Codes			
Ω	Code	Ω	Code
10	100	20 K	203
20	200	25 K	253
50	500	50 K	503
100	101	100 K	104
200	201	200 K	204
500	501	250 K	254
1 K	102	500 K	504
2 K	202	1 M	105
5 K	502	2 M	205
10 K	103	5 M	505

SPECIFICATIONS

Electrical

Resistance Range	: 10 Ohms to 5 Meg. Ohms
Resistance Tolerance	: $\pm 10\%$ Standard
Temp. Coeff. Of Resistance	: 50 Ohms to 2 Meg. ± 100 ppm/ $^{\circ}$ C others ± 250 ppm/ $^{\circ}$ C.
Power Rating	: 3/4 Watt at 70 $^{\circ}$ C
Operating Voltage Max.	: 300 VDC or Power Rating, whichever is less.
Wiper Current Max.	: 100 mA or power rating, whichever is less.
Electrical Angle	: 230 $^{\circ}$ Nominal.
Electrical Continuity	: Continuous over full mechanical range.
End Resistance	: 1% or 2 Ohms, whichever is greater.
Resolution	: Essentially infinite.
Contact Resistance Variation	: 1% or 3 Ohms, whichever is greater.
Operating Temp. Range	: -55 $^{\circ}$ C to +125 $^{\circ}$ C.
Insulation Resistance, Min.	: Min. 1000 Meg. at 500 VDC for 2 minutes.
Dielectric Strength	: 900 VAC rms, 1 minute, 1 milliamp max.

Mechanical

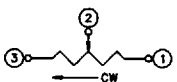
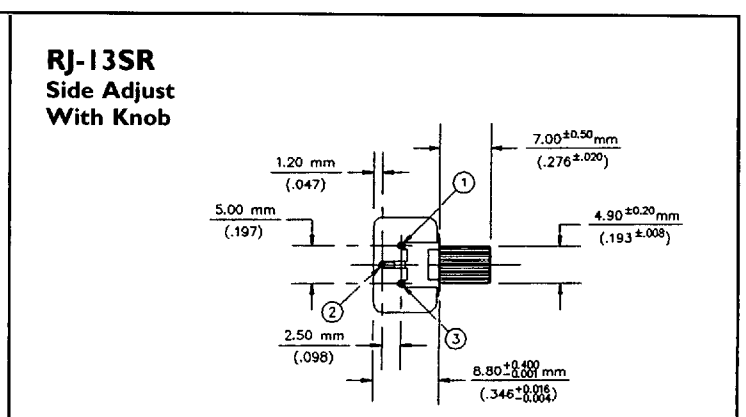
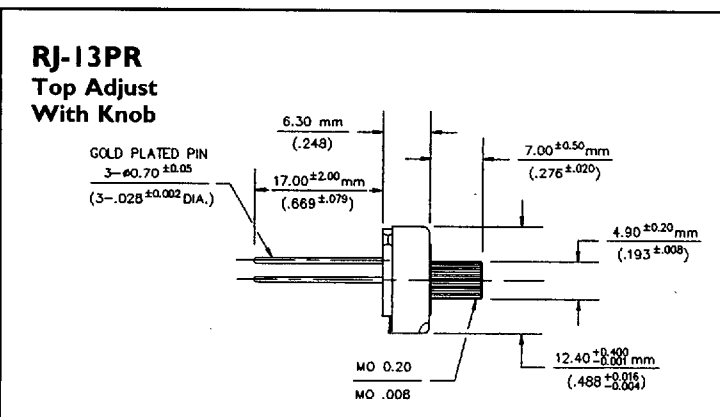
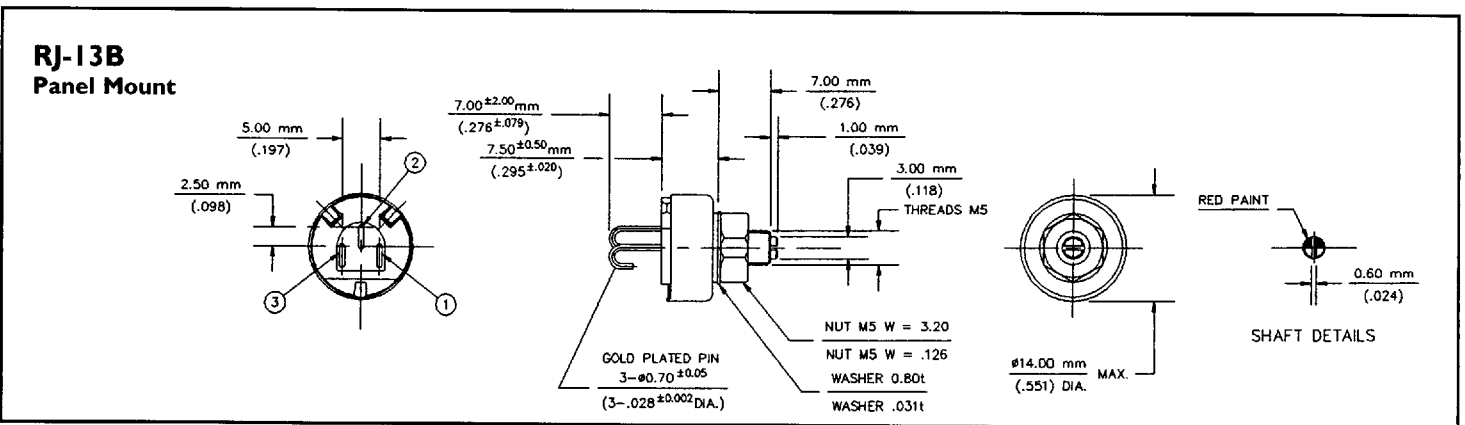
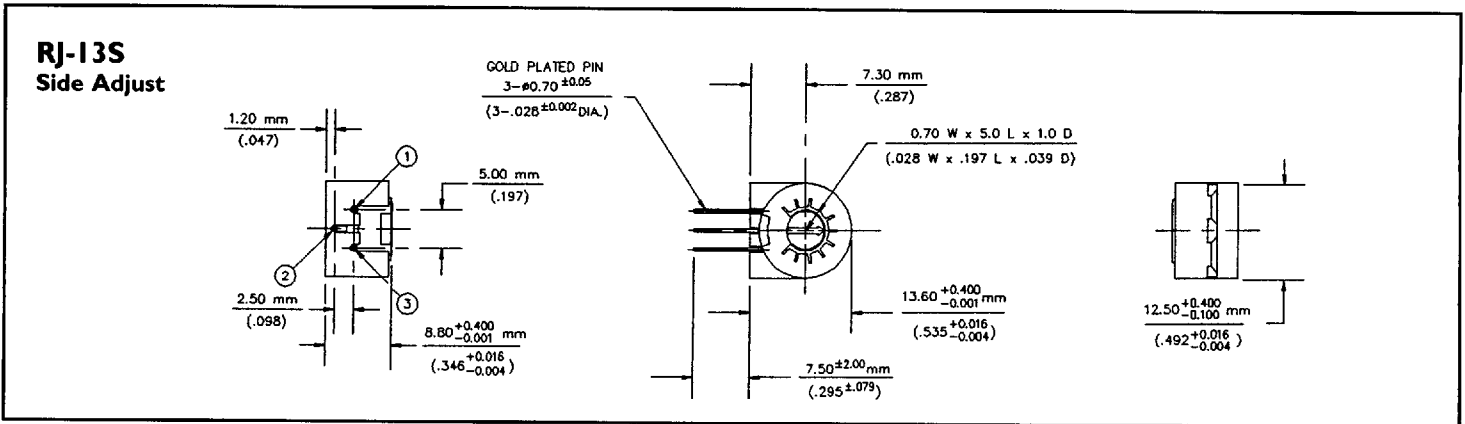
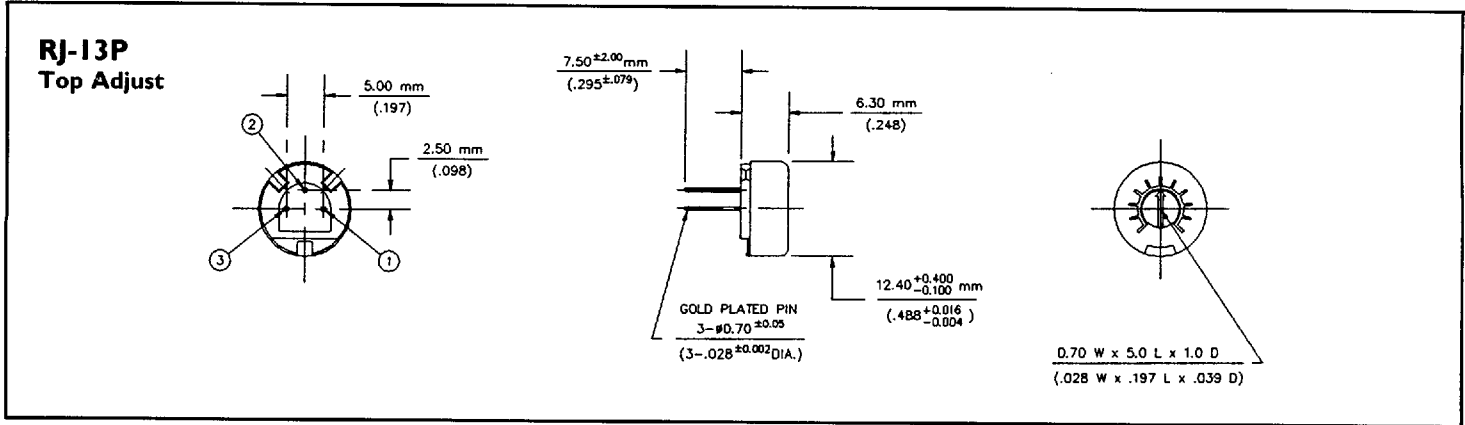
Mechanical Angle, Nominal	: 270 $^{\circ}$ Nominal
Operating Torque	: 350 gram-cm (4.86 Oz-in.) max.
Stop Strength, Min.	: 1 Kilogram-cm max.
Terminal Strength, Min.	: 2 Kg
Rotational Life	: 200 cycles 10 Ω to 200 Ω , \blacktriangle R/R $\leq 0.5 \Omega$ +3% 500 Ω to 2 M Ω , \blacktriangle R/R $\leq 0.5 \Omega$ +2%

Environmental (MIL-R-22097)

Thermal Shock: (-65 $^{\circ}$ C to 125 $^{\circ}$ C)	\blacktriangle R/R $\leq 1.00\%$ \blacktriangle SS $\leq 1.00\%$
Humidity: (80 - 98% RH, 240 Hrs.)	\blacktriangle R/R $\leq 1.00\%$
Mech. Shock: (100 g)	\blacktriangle R/R $\leq 1.00\%$ \blacktriangle SS $\leq 1.00\%$
Vibration: (20 g, 10 to 2000 Hz.)	\blacktriangle R/R $\leq 1.00\%$ \blacktriangle SS $\leq 1.00\%$
Low Temp. Operation: (-55 $^{\circ}$ C, 2 Hrs.)	\blacktriangle R/R $\leq 1.00\%$ \blacktriangle SS $\leq 2.00\%$
High Temp. Exposure: (125 $^{\circ}$ C, 250 Hrs.)	\blacktriangle R/R $\leq 2.00\%$ \blacktriangle SS $\leq 2.00\%$
Load Life: (70 $^{\circ}$ C, 0.75 W, 1000 Hrs.)	\blacktriangle R/R $\leq 2.00\%$ \blacktriangle SS $\leq 1.00\%$
Soldering Heat: (350 $^{\circ}$ C, 3 Sec.)	\blacktriangle R/R $\leq 1.00\%$
Immersion:	Fluorocarbon Liquid, 85 $^{\circ}$ C, 1 min. No Leaks

RJ-13

Single Turn Sealed Cermet



Metric

1. Dimensions are in millimeters (inches in parentheses are for reference only).
2. Tolerances unless otherwise specified +/- 0.30 mm (+/- .012 inches).

D 12F ■ 9004121 0006305 219 ■